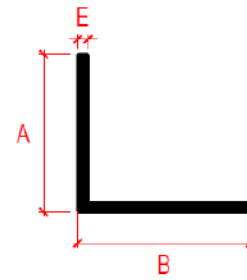


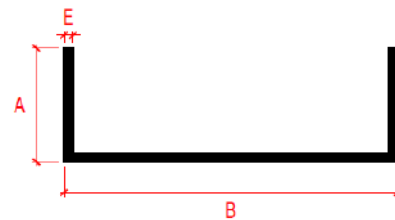
CÓDIGO LIMATAMBO	B (mm.)	A (mm.)	E (mm.)
4001	10.70	10.70	0.80
4104	12.70	12.70	1.20
4108	19.05	19.05	1.52
4110	25.40	25.40	1.52

ÁNGULOS IGUALES



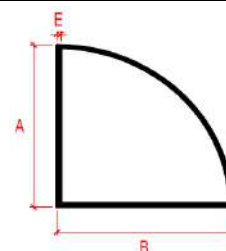
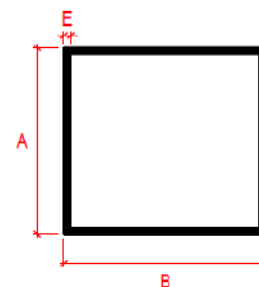
CÓDIGO LIMATAMBO	B (mm.)	A (mm.)	E (mm.)
3206	9.20	9.20	0.80
7955	11.50	18.00	0.85
7956	12.10	18.00	1.15
3001	12.50	12.50	0.80
3002	12.70	12.70	1.20
3208	15.88	14.29	1.00
3202	19.10	19.10	1.65
7830	60.00	22.00	0.90
7831	60.33	22.22	1.19
8430	60.33	22.23	1.58
8629	82.50	25.40	1.00
8630	82.50	25.40	1.30
8631	82.55	25.40	1.50

CANALES



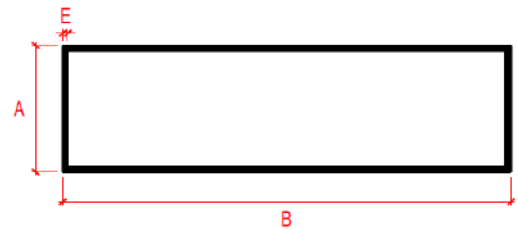
CÓDIGO LIMATAMBO	B (mm.)	A (mm.)	E (mm.)
5407	19.00	19.00	0.85
5213	30.00	30.00	0.80
5415	38.10	38.10	0.80
5416	38.00	38.00	1.05
5417	38.00	38.00	1.27
5444	38.00	38.00	0.85

TUBOS CUADRADOS Y OVALADOS



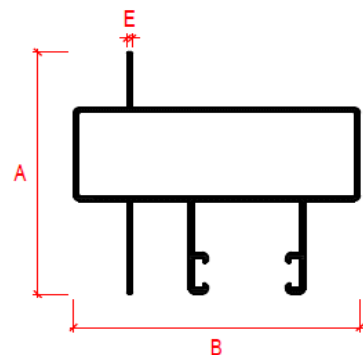
CÓDIGO LIMATAMBO	B (mm.)	A (mm.)	E (mm.)
7851	60.00	25.00	0.85
7853	60.30	25.40	1.27
8651	82.50	25.40	0.90
8653	82.55	25.40	1.25
5227	82.50	38.00	0.85
5228	82.00	37.80	1.05
5229	82.55	38.10	1.25
5143	100.00	40.00	1.50
4178	152.40	63.50	3.00

TUBOS RECTANGULARES



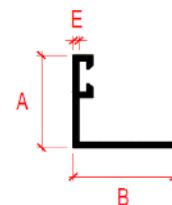
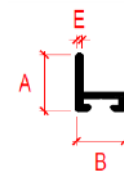
CÓDIGO LIMATAMBO	B (mm.)	A (mm.)	E (mm.)
5282	48.00	44.00	0.80
5283	50.00	51.60	1.05

TUBO COMPLEMENTO



CÓDIGO LIMATAMBO	B (mm.)	A (mm.)	E (mm.)
8113	7.90	4.00	1.00
8115	7.50	9.40	0.85
8117	8.20	9.14	1.15
8503	15.80	15.80	0.85
8504	15.80	15.80	1.20
8015	42.90	15.80	0.90
8014	43.61	15.80	1.58

TOPES CELOSÍA Y PORTAFELPAS

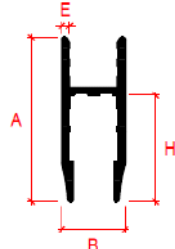
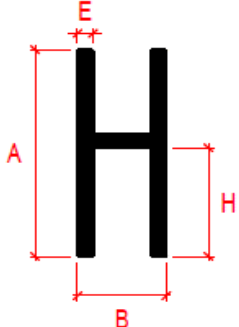


CÓDIGO LIMATAMBO	B (mm.)	A (mm.)	E (mm.)	PERFILES PARA VENTANAS
8482	17.60	40.20	0.80	
8483	16.90	45.00	1.10	
8440	20.32	44.45	1.40	
8488	29.70	19.30	0.90	
8441	39.29	22.23	1.19	

CÓDIGO LIMATAMBO	B (mm.)	A (mm.)	E (mm.)	CANALES CON PORTAFELPA
3210	17.20	14.00	1.20	
JV115	20.00	22.00	1.60	
2003	33.80	17.20	1.20	
3185	28.10	17.80	0.80	
3186	29.70	21.00	1.20	

CÓDIGO LIMATAMBO	B (mm.)	A (mm.)	E (mm.)	GUÍAS Y RIEL PARA VENTANAS
8314	12.00	9.50	1.30	
8413	11.90	11.50	2.00	
8313	12.50	11.89	2.77	
8412	12.50	18.64	2.77	
8445	19.90	11.89	2.77	
2248	38.00	10.20	4.40	

CÓDIGO LIMATAMBO	B (mm.)	A (mm.)	E (mm.)	CONSIDERACIONES	JUNQUILLOS Y PORTAJUNQUILLOS
7300	28.10	15.27	0.80	Complemento de 7305	
7200	28.57	15.87	1.58	Complemento de 7205 - 7210	
7305	27.20	12.46	0.80	Para cristal de 6MM	
7205	26.89	12.31	1.24	Para cristal de 8MM	
7210	28.89	12.31	1.24	Para cristal de 6MM	

CÓDIGO LIMATAMBO	B (mm.)	A (mm.)	E (mm.)	H (mm.)	ZÓCALOS
8224	12.50	35.15	1.50	22.85	
8220	11.00	30.00	1.30	17.50	
8222	12.55	31.60	2.20	16.60	
9150	14.00	40.90	2.00	24.20	
9151	13.70	40.70	2.20	19.10	
7908	19.20	57.00	2.75	30.75	
7905	19.00	81.00	2.50	39.60	